




ClickShare

The one click wonder



Three easy steps towards more efficient meetings



ClickShare is Barco's answer to some very recognizable issues commonly experienced in meeting rooms by millions of people worldwide. This innovative solution allows multiple people to simultaneously connect to the meeting room AV equipment, letting them share their laptop content with the other participants.

Present with confidence

Connect, click and share. It's that simple. No matter how sophisticated the AV equipment in the room seems, ClickShare handles all of the technology overhead for you. For both MAC and PC users. This allows people to present with confidence - without worrying about technical issues.

More than PowerPoint

ClickShare integrally transfers your laptop screen, which means that you can show whatever you want on the meeting room display. High resolution images, video clips, any document type and anything else you can think of will be displayed without a problem.

1. Connect

Connect the ClickShare Button and start the application



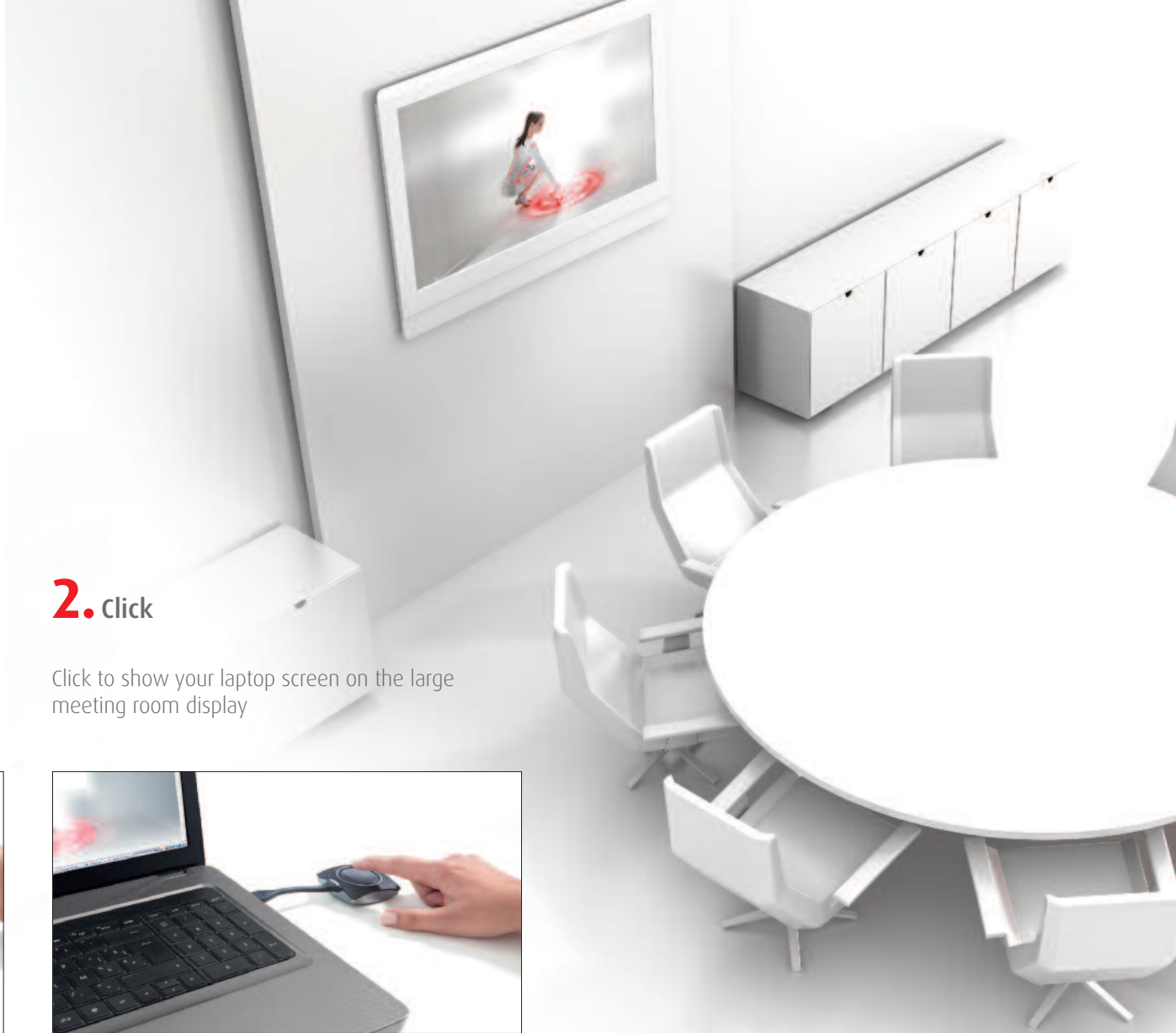
2. Click

Click to show your laptop screen on the large meeting room display




3. Share

Share your content with other meeting participants



Collaboration made easy



Doubled efficiency

Meeting rooms equipped with a twin screen solution can also fully benefit from ClickShare. When connecting the ClickShare Base Unit to both displays, the system will divide the content on the two screens.

The essence of a meeting is people coming together to collaborate. But true collaboration is often difficult when only one person controls the room's main display, deciding what is shown and what is not. ClickShare introduces meeting democracy - giving everyone the opportunity to be on screen.

More clicks for more efficiency

While one person is connected to the large meeting room screen, another attendee can add some information by simply plugging an extra ClickShare Button into his or her laptop's USB port, starting the application, and clicking. The meeting room screen will now show both laptop displays side-by-side. In the same way, a third and a fourth attendee can join in as well.

Always the right resolution

Connecting a ClickShare Button to your laptop does not change your screen resolution. ClickShare's intelligence makes sure the best possible resolution is used, considering all the equipment and the number of on screen users.

Adding an iPad

Using the optional ClickShare Link allows you to use your iPad with ClickShare. Via a cable or wirelessly via Apple TV, the complete content of your touchscreen is transferred to the meeting room screen.

Using the meeting room audio system

ClickShare lets you channel your laptop's sound through the meeting room's audio system, playing perfectly synchronized with the video displayed. At last, the tiny speakers in your laptop can retire.





The facts

- Every day: **30 million** PowerPoint presentations are produced worldwide
- It typically costs **€9,500** per room per year simply to maintain the meeting room technology
- According to IT departments, it takes **23.1 minutes** (on average) to resolve issues

A device you'll want to use

ClickShare couples usability with good looks. Every time you use it, you get the great impression you had the first time you saw it. Just imagine how this will boost your company image. With ClickShare, reluctance to switch the cable shifts into eagerness to click the button!

ClickShare Button

The most iconic components, ClickShare Buttons put the "Click" into ClickShare. Plug one of these USB devices into your laptop, start the application and click the button, and you are ready to share your content using the meeting room's AV equipment.

To ensure that your content is displayed on the right screen, every ClickShare Button is paired with a ClickShare Base Unit. The pairing process is quick and simple, so ClickShare Buttons can be transferred across meeting rooms without a problem. A virtually unlimited number of ClickShare Buttons can be paired to the ClickShare Base Unit, and up to four people can be on-screen at the same time.

ClickShare Base Unit

Although not always visible, the Base Unit is the brain of the ClickShare system. This processing unit receives the wireless stream from the Buttons and (optionally) the ClickShare Link, and makes sure it is reproduced in the right way.

ClickShare Tray

The classy ClickShare Tray holds the Buttons when they are not in use.



ClickShare set

The most common ClickShare set-up consists of a Tray, four Buttons and a Base Unit. Additional items are sold separately.



ClickShare Base Unit



ClickShare Button



ClickShare Tray

ClickShare Link

Using a ClickShare Link expands the input capabilities of ClickShare, enabling to connect an iPad (through a cable or via Apple TV) to your Base Unit.

ClickShare Rack Mount

For meeting rooms with a dedicated AV rack, an optional Rack Mount for the ClickShare Base Unit is available. This integrates ClickShare seamlessly into the room's existing high-end AV installation.

From the professional visualization experts



Barco is a global leader in a wide range of professional visualization markets, including Digital Cinema, Healthcare, Control Rooms and Entertainment. Now, this trusted brand is introducing one of the most exciting meeting room products in years. With Barco's know-how and organization to support the ClickShare technology, this new product will change meetings forever.

M00470-R03-0113-PB January 2013

Barco is an ISO 9001 registered company. The information and data given are typical for the equipment described. However any individual item is subject to change without any notice. The latest version of this product sheet can be found on www.barco.com.

www.barco.com/clickshare

